

HSK/HSKK

A Registration Guide



**CONFUCIUS
INSTITUTE**
FOR SCOTLAND

孔子学院
EDUCATION | BUSINESS | CULTURE



CONFUCIUS
INSTITUTE
FOR SCOTLAND

孔子学院
EDUCATION | BUSINESS | CULTURE

Registering for the HSK/HSKK exams

Create an account with www.chinesetest.cn



Choose your exam and level



Choose Test Center & Date / Complete Personal Information



Upload a photo



Confirm your selection



Pay exam fees at www.confuciusinstitute.ac.uk



CONFUCIUS
INSTITUTE
FOR SCOTLAND

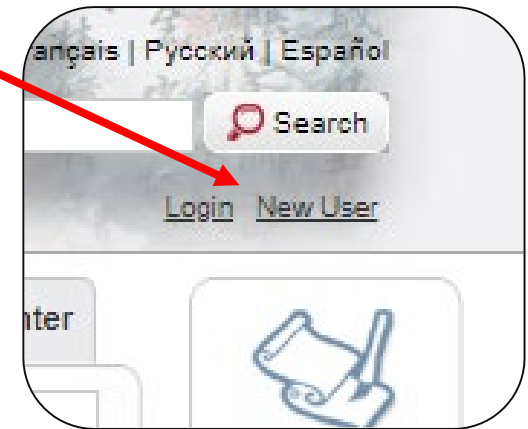
孔子学院
EDUCATION | BUSINESS | CULTURE

1. Create an Account

Visit www.chinesetest.cn

Select “New User”

The screenshot shows the homepage of the Chinese Test Service Network (www.chinesetest.cn). At the top, there are logos for Hanban and the Ministry of Education, along with the website name in Chinese and English. Below the header, there are several sections: a registration section with buttons for HSK, HSKK, YCT, BCT, and MCT; a test taker section with fields for Username, Password, and Code, and buttons for Login, New User, and Recover Password; a score report section with fields for Ticket No., Name, and Code, and an Enquiry button; and an announcement section with a list of recent notices. On the right side, there is a sidebar with icons for Practice, Download, OPIC Oral Test, and FAQ. A red arrow points from the 'New User' button in the test taker section to a magnified view of the same button.






1. Create an Account

Enter your details and carefully check your email address is correct before clicking “submit”.

Account Creating

(The following with * are required to be filled out.)

Email Address:	<input type="text" value="KongQiu@mail.com"/>	✓ * Please enter common email address in order to timely access to authentication information!
Password:	<input type="password" value="*****"/>	✓ * At least 6 characters and does not contain the "#", "^" character
Confirm Password:	<input type="password" value="*****"/>	✓ * Keep consistent with password!
Nationality:	<input type="text" value="UNITED KINGDOM"/>	
Mother Tongue:	<input type="text" value="English"/>	
Birth Date:	<input type="text" value="2000-09-28"/>	
How long have you been learning Chinese:	<input type="text" value="1 year"/>	
Why do you want to learn Chinese:	<input type="text" value="Out of personal interest"/>	
How did you get to know about the Chinese test:	<input type="text" value="From teacher"/>	
Code:	<input type="text" value="9299"/> 	✓ * If not clear, please click it to reload
<input checked="" type="checkbox"/> I have read and agree to Registration Agreement		* Please read Registration Agreement



CONFUCIUS
INSTITUTE
FOR SCOTLAND

孔子学院
EDUCATION | BUSINESS | CULTURE

1. Create an Account

You will now see this screen. Select “Register Now”.



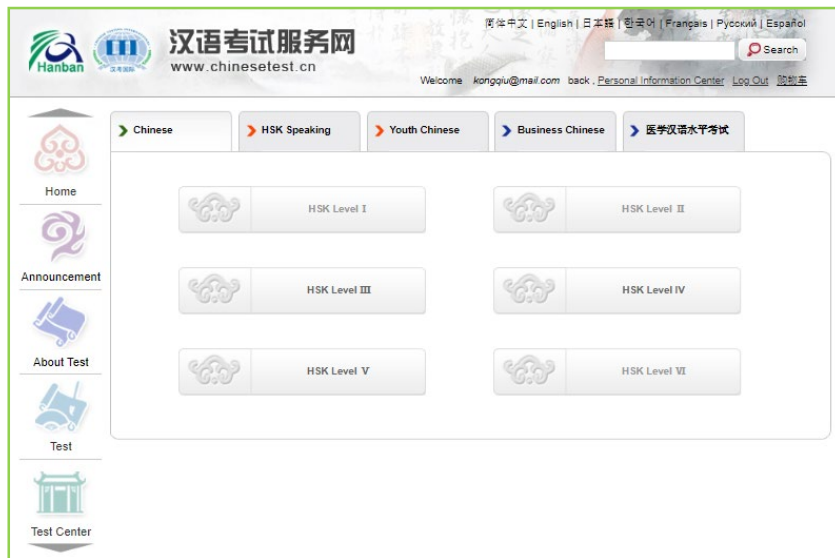
2.1. Choose Exam & Level

Click the tabs above to select either:

HSK

or

HSKK





CONFUCIUS
INSTITUTE
FOR SCOTLAND

孔子学院
EDUCATION | BUSINESS | CULTURE

2.2. Carefully Read the Description

If you are happy to proceed select “Register”.

The screenshot shows the website for the Chinese Language Proficiency Test (HSK). The header includes the Hanban logo, the website name in Chinese (汉语考试服务网) and English (www.chinesetest.cn), and a search bar. Below the header is a navigation menu with icons for Home, Announcement, About Test, Test Registration, Test Center, Practice, Test Regulation, and About Us. The main content area is titled 'HSK Level III' and contains an introduction to the test. The introduction states that the HSK (Level III) assesses test takers' abilities in the application of everyday Chinese. It is the counterpart of the Level III of the Chinese Language Proficiency Scales for Speakers of Other Languages and the B1 Level of the Common European Framework of Reference (CEF). Test takers who are able to pass the HSK (Level III) can communicate in Chinese at a basic level in their daily, academic and professional lives. They can manage most communication in Chinese when travelling in China. The introduction also states that the HSK (Level III) is intended for students who have studied Chinese for three semesters (one and a half academic years), with 2-3 class hours in each week. These students have mastered 600 commonly used words and related grammar patterns. A 'Register' button is located at the bottom of the introduction section.

汉语考试服务网
www.chinesetest.cn

简体中文 | English | 日本語 | 한국어 | Français | Русский | Español

Welcome kangqiu@mail.com back Personal Information Center Log Out 购物车

Home Announcement About Test Test Registration Test Center Practice Test Regulation About Us

HSK介绍
INTRODUCTION

HSK Level I

HSK Level II

HSK Level III

HSK Level IV

HSK Level V

HSK Level VI

HSK Level III

The HSK (Level III) assesses test takers' abilities in the application of everyday Chinese. It is the counterpart of the Level III of the Chinese Language Proficiency Scales for Speakers of Other Languages and the B1 Level of the Common European Framework of Reference (CEF). Test takers who are able to pass the HSK (Level III) can communicate in Chinese at a basic level in their daily, academic and professional lives. They can manage most communication in Chinese when travelling in China.

The HSK (Level III) is intended for students who have studied Chinese for three semesters (one and a half academic years), with 2-3 class hours in each week. These students have mastered 600 commonly used words and related grammar patterns.

Register



3.1. Choose Test Centre & Date

- Locate “Confucius Institute for Scotland in the University of Edinburgh” in the test center field.
- Select the desired test date and then click “Submit”.

1 Choose Test Center 2 Fill out Personal Information 3 Upload 4 Confirm Registration

HSK Level III --Registration--Test Center Choosing

Tips: Please use IE browser (above Version 6.0) or Firefox browser. Other browsers are not supported.

Continent:	Europe ▼	✓* Please select the most convenient test site
Country/Region:	UNITED KINGDOM ▼	✓* Please select the most convenient test center
Test format:	<input checked="" type="radio"/> Paper-based Test <input type="radio"/> Internet-based Test	* Please select test format
Test Center:	Confucius Institute for Scotland in the University of Edinburgh ▼	✓* Please select your location
Test Date:	2020-05-09 ▼	✓* Test time to participate
<input checked="" type="checkbox"/> I have read and agreed to the Instructions		*

Submit Reset

3.2. Fill in personal info.

Please note:

- Chinese Name is optional
- Please leave this section blank (推广码:)
- Double check all information is entered accurately!

1 Choose Test Center 2 Fill out Personal Information 3 Upload 4 Confirm Registration ☒ Registration confirmed

HSK Level III --Registration--Test Taker Information

Tips: Please use IE browser (above Version 6.0) or Firefox browser. Other browsers are not supported temporarily.

User Name:	kongqiu@mail.com	
Name:	<input type="text" value="Kong Qiu"/>	* Please input the surname and firstname on your valid certificate
Chinese Name:	<input type="text" value="孔丘"/>	Please input your correct Chinese name
Gender:	<input type="text" value="male"/>	* Click "Browse" to select
Birthday:	<input type="text" value="2000-09-28"/>	* Click "Input Box" to enter your birth date
Nationality:	<input type="text" value="UNITED KINGDOM"/>	* Enter your nationality
Mother Tongue:	<input type="text" value="English"/>	* Enter your first language, i.e. mother language
ID Type:	<input type="text" value="Passport"/>	* Select your valid certificate with a number of 3-38 characters.
ID Card Number:	<input type="text" value="88888888"/>	* Valid certificate number of your selected ID type
Telephone Number:	<input type="text" value="+44 (0) 131 662 2180"/>	* Enter your available telephone number
How long have you been learning Chinese:	<input type="text" value="1年"/>	* Please Select
您是:	<input checked="" type="radio"/> Student <input type="radio"/> In-service professionals <input type="radio"/> Others (Freelance)	
Please Select:	<input type="radio"/> Elementary school students <input type="radio"/> Secondary school students <input type="radio"/> University students <input type="radio"/> Graduate students and students with degrees above <input checked="" type="radio"/> Chinese language trainees	
推广码:	<input type="text" value=""/>	请输入推广码 (可不填写)
Address:	<input type="text" value="Confucius Institute for Scotland
Abden house, 1 Marchhall Crescent,
Edinburgh, Scotland, EH16 5HP"/>	Enter your address
Notes:	<input type="text" value=""/>	Limited to 0-50 characters or Chinese characters, including symbols!

Previous

Next Step



4. Upload photo

- At this point you will need to “select photo” and make any crop adjustments by clicking “cutting”.
- If you have any issues please email your jpg file to:

info@confuciusinstitute.ac.uk

HSK三级 --Registration--Photo Upload

Tips: Please use IE browser (above Version 6.0) or Firefox browser. Other browsers are not supported temporarily.

Select photo

Cutting

Complete

Related Notes

- ◇ Photo Requirements: no changes to photos are permitted if uploaded .
- ◇ Photo Requirements: recent bareheaded, full-face, white-color background, two-inch certificate photo, instead of landscape photos or photos of everyday life.
- ◇ Photo Formats: JPG.
- ◇ Photo Standards: 180 pixels * 240 pixels
- ◇ File Size: less than 100K
- ◇ For test takers that cannot upload their electronic photos on the registration website, they can use removable storage devices (U disk, mobile hard disk, etc.) to take it to the Test Site, and ask for help from Test Site staffs
- ◇ Test takers who register to take Chinese language tests at test centers in mainland China shall upload their electronic photos. Those who fail to upload the photos or whose photos fail to meet the criteria will not be allowed to enter the examination room to take the tests

Previous

Next Step



5. Confirm Exam

Carefully read the confirmation screen before visiting our website and completing the final step – **Payment**.

1 Choose Test Center 2 Fill out Personal Information 3 Upload 4 Confirm Registration  Registration confirmed

Successfully pre-registered, with a test confirmation letter sent to your email box

1. Please pay the test fee at **Confucius Institute for Scotland in the University of Edinburgh** before **2020-04-12** or contact the test center for the payment information. If no test fee is received by the Center after the deadline, your test reservation will be automatically cancelled. Once you've successfully paid the fee, the test cannot be cancelled.
2. Please carefully check to ensure your information is true and correct. If any information is found incorrect and the test fee has not been paid yet, please log into the Personal Information Center to update your personal information; if the fee has been paid, please contact the test center to confirm your registration information.
3. Your admission ticket will be ready on **Monday of the testing week**, and can be found and printed in your personal information center.

[Enter Personal Information Center](#) [Return to Home](#)



**CONFUCIUS
INSTITUTE**
FOR SCOTLAND

孔子学院
EDUCATION | BUSINESS | CULTURE